


Vitrotest

ELISA kits & components

*Vitrotest Europe Sp. z o.o.
is a reliable supplier of raw materials
for immunoassays. Our products
contain a significant intellectual and
innovative component.*

RAW MATERIALS CATALOG 2023/24

- MONOCLONAL ANTIBODIES
- RECOMBINANT & NATIVE ANTIGENS
- PEROXIDASE CONJUGATES
- SYNTHETIC INTERNAL CONTROLS
- STABILIZERS & REAGENTS



Vitrotest Europe Sp. z o.o.
Krakowska street 139-155,
50-428 Wrocław Poland

☎ +48 882 950 379
🌐 www.vitrotest.pl
✉ info@vitrotest.pl



Based on 20 years of extensive experience in the development and production of high quality biocomponents and serological tests, Vitrotest Europe offers a wide range of quality raw materials for the manufacturing of diagnostic kits.

Monoclonal antibodies of different specificities, recombinant and native antigens, peroxidase conjugates and biotinylated derivatives of these molecules, as well as stabilizers for their long-term storage are always available at affordable prices



PARASITES

Ascaris lumbricoides	4
Echinococcus granulosus	4
Giardia lamblia	4
Opisthorchis felinus	5
Toxocara canis	5
Trichinella spiralis	5
Trichomonas vaginalis	5

INFECTIONS

Borrelia burgdorferi	6
Brucella abortus	6
Chlamydia trachomatis	6
Cytomegalovirus (CMV)	6-7
Epstein-Barr Virus (EBV)	7
Helicobacter pylori	7-8
Hepatitis B virus (HBV)	8
Hepatitis C virus (HCV)	8-9
Herpes Simplex Virus 2 (HSV2)	9
Human Herpesvirus 6 (HHV-6)	9
Human Herpesvirus 8 (HHV8)	10
Human immunodeficiency virus (HIV)	10
Measles virus	10
Mycoplasma hominis	10
Rubella virus	10
SARS-CoV-2	11
Toxoplasma gondii	11
Treponema pallidum	11
Ureaplasma spp.	11

ANTI-SPECIES

Anti-bovine	12
Anti-cat	12
Anti-dog	12-13
Anti-human	13
Anti-enzymes	14

REAGENTS

Diluents/Stabilizers	14
TMB substrate	14

PARASITES

Ascaris lumbricoides

CAT. #	REAGENT	DESCRIPTION	UNITS
NP-04	<i>Ascaris lumbricoides</i> Ag	Partially purified somatic antigen of <i>Ascaris lumbricoides</i>	mg
MAb-33	AL5	Murine monoclonal antibodies specific to <i>Ascaris lumbricoides</i> antigen	mg
MAb-34	AL4	Murine monoclonal antibodies specific to <i>Ascaris lumbricoides</i> antigen	mg
C-33	AL5/R	Positive control for indirect ELISA for detection of <i>Ascaris lumbricoides</i> specific antibodies	ml
C-34	AL4/R	Positive control for indirect ELISA for detection of <i>Ascaris lumbricoides</i> specific antibodies	ml

Echinococcus granulosus

CAT. #	REAGENT	DESCRIPTION	UNITS
NP-05	<i>Echinococcus granulosus</i> Ag	Material derived from bovine hydatid cyst	mg
MAb-35	EG1	Murine monoclonal antibodies specific to <i>Echinococcus granulosus</i> antigen	mg
MAb-36	EG2	Murine monoclonal antibodies specific to <i>Echinococcus granulosus</i> antigen	mg
MAb-37	EG3	Murine monoclonal antibodies specific to <i>Echinococcus granulosus</i> antigen	mg
MAb-38	EG4	Murine monoclonal antibodies specific to <i>Echinococcus granulosus</i> antigen	mg
C-35	EG1/R	Positive control for indirect ELISA for detection of <i>Echinococcus granulosus</i> specific antibodies	ml
C-36	EG2/R	Positive control for indirect ELISA for detection of <i>Echinococcus granulosus</i> specific antibodies	ml
C-37	EG3/R	Positive control for indirect ELISA for detection of <i>Echinococcus granulosus</i> specific antibodies	ml
C-38	EG4/R	Positive control for indirect ELISA for detection of <i>Echinococcus granulosus</i> specific antibodies	ml

Giardia lamblia

CAT. #	REAGENT	DESCRIPTION	UNITS
NP-07	<i>Giardia lamblia</i> Ag	Partially purified somatic soluble antigen of <i>Giardia lamblia</i>	mg
NP-08	<i>Giardia lamblia</i> Ag	Partially purified somatic membrane antigen of <i>Giardia lamblia</i>	mg
NP-09	<i>Giardia lamblia</i> cyst Ag	Lysate of <i>Giardia lamblia</i> cyst (4-8×10 ⁵ cyst/ml)	ml
NP-10	<i>Giardia lamblia</i> cyst	<i>Giardia lamblia</i> cyst intact (4-8×10 ⁵ cyst/ml)	ml
MAb-29	L1	Murine monoclonal antibodies specific to somatic antigen of <i>Giardia lamblia</i> trophozoite	mg
MAb-30	L7	Murine monoclonal antibodies specific to somatic antigen of <i>Giardia lamblia</i> trophozoite	mg
MAb-31	L4	Murine monoclonal antibodies specific to somatic antigen of <i>Giardia lamblia</i> trophozoite	mg
MAb-32	L9	Murine monoclonal antibodies specific to somatic antigen of <i>Giardia lamblia</i> trophozoite	mg
MAb-189	LC25	Murine monoclonal antibodies specific to <i>Giardia lamblia</i> cyst antigen (for coating)	mg
MAb-190	LC79	Murine monoclonal antibodies specific to <i>Giardia lamblia</i> cyst antigen (for coating)	mg
MAb-191	LC85	Murine monoclonal antibodies specific to <i>Giardia lamblia</i> cyst antigen (for coating)	mg
MAb-192	LC94	Murine monoclonal antibodies specific to <i>Giardia lamblia</i> cyst antigen (for coating)	mg
MAb-193	LC16	Murine monoclonal antibodies specific to <i>Giardia lamblia</i> cyst antigen (for detection)	mg
MAb-194	LC37	Murine monoclonal antibodies specific to <i>Giardia lamblia</i> cyst antigen (for detection)	mg
MAb-195	LC70	Murine monoclonal antibodies specific to <i>Giardia lamblia</i> cyst antigen (for detection)	mg
MAb-196	LC81	Murine monoclonal antibodies specific to <i>Giardia lamblia</i> cyst antigen (for detection)	mg
C-29	L1/R	Positive control for indirect ELISA for detection of <i>Giardia lamblia</i> specific antibodies	ml
C-30	L7/R	Positive control for indirect ELISA for detection of <i>Giardia lamblia</i> specific antibodies	ml
C-31	L4/R	Positive control for indirect ELISA for detection of <i>Giardia lamblia</i> specific antibodies	ml
C-32	L9/R	Positive control for indirect ELISA for detection of <i>Giardia lamblia</i> specific antibodies	ml

Opisthorchis felineus

CAT. #	REAGENT	DESCRIPTION	UNITS
NP-06	<i>Opisthorchis felineus</i> Ag	Partially purified somatic antigen of <i>Opisthorchis felineus</i>	mg
MAb-87	OP6	Murine monoclonal antibodies specific to <i>Opisthorchis felineus</i> antigen	mg
MAb-99	OP5	Murine monoclonal antibodies specific to <i>Opisthorchis felineus</i> antigen	mg
C-87	OP6/R	Positive control for indirect ELISA for detection of <i>Opisthorchis felineus</i> specific antibodies	ml
C-99	OP5/R	Positive control for indirect ELISA for detection of <i>Opisthorchis felineus</i> specific antibodies	ml

Toxocara canis

CAT. #	REAGENT	DESCRIPTION	UNITS
NP-02	<i>Toxocara canis</i> Ag	Partially purified somatic antigen of <i>Toxocara canis</i> larvae	mg
MAb-39	TC3	Murine monoclonal antibodies specific to <i>Toxocara canis</i> antigen	mg
MAb-40	TC6	Murine monoclonal antibodies specific to <i>Toxocara canis</i> antigen	mg
MAb-41	TC10	Murine monoclonal antibodies specific to <i>Toxocara canis</i> antigen	mg
MAb-42	TC11	Murine monoclonal antibodies specific to <i>Toxocara canis</i> antigen	mg
C-39	TC3/R	Positive control for indirect ELISA for detection of <i>Toxocara canis</i> specific antibodies	ml
C-40	TC6/R	Positive control for indirect ELISA for detection of <i>Toxocara canis</i> specific antibodies	ml
C-41	TC10/R	Positive control for indirect ELISA for detection of <i>Toxocara canis</i> specific antibodies	ml
C-42	TC11/R	Positive control for indirect ELISA for detection of <i>Toxocara canis</i> specific antibodies	ml

Trichinella spiralis

CAT. #	REAGENT	DESCRIPTION	UNITS
NP-03	<i>Trichinella spiralis</i> Ag	Partially purified excretory/secretory antigen of <i>Trichinella spiralis</i> larvae	mg
MAb-44	TS1	Murine monoclonal antibodies specific to <i>Trichinella spiralis</i> antigen	mg
MAb-45	TS6	Murine monoclonal antibodies specific to <i>Trichinella spiralis</i> antigen	mg
C-44	TS1/R	Positive control for indirect ELISA for detection of <i>Trichinella spiralis</i> specific antibodies	ml
C-45	TS6/R	Positive control for indirect ELISA for detection of <i>Trichinella spiralis</i> specific antibodies	ml

Trichomonas vaginalis

CAT. #	REAGENT	DESCRIPTION	UNITS
RP-19	α -Actinin <i>Trichomonas vaginalis</i>	The recombinant protein is an analogue of α -Actinin <i>Trichomonas vaginalis</i> , expressed and derived from <i>E. coli</i> , affinity purified	mg
RP-20	AP33 <i>Trichomonas vaginalis</i>	The recombinant protein is an analogue of Adhesion protein AP-33 <i>Trichomonas vaginalis</i> , expressed and derived from <i>E. coli</i> , affinity purified	mg
MAb-133	TR2	Murine monoclonal antibodies specific to Adhesion protein AP-33 <i>Trichomonas vaginalis</i>	mg
C-133	TR2/R	Positive control for indirect ELISA for detection of <i>Trichomonas vaginalis</i> specific antibodies	ml

INFECTIONS

Borrelia burgdorferi

CAT. #	REAGENT	DESCRIPTION	UNITS
RP-27	VlsE <i>Borrelia burgdorferi</i>	The recombinant mosaic protein is an analogue of VlsE antigen <i>Borrelia burgdorferi sensu lato</i> , expressed and derived from <i>E.coli</i> , affinity purified	mg
RP-26	OspC <i>Borrelia burgdorferi</i>	The recombinant mosaic protein is an analogue of OspC antigen <i>Borrelia burgdorferi sensu lato</i> , expressed and derived from <i>E.coli</i> , affinity purified	mg
MAb-71	BS4	Murine monoclonal antibodies specific to recombinant antigen <i>Borrelia burgdorferi</i> OspC	mg
MAb-88	BV2	Murine monoclonal antibodies specific to recombinant antigen <i>Borrelia burgdorferi</i> VlsE	mg
MAb-89	BV6	Murine monoclonal antibodies specific to recombinant antigen <i>Borrelia burgdorferi</i> VlsE	mg
MAb-123	BS6	Murine monoclonal antibodies specific to recombinant antigen <i>Borrelia burgdorferi</i> OspC	mg
C-71	BS4/R	Positive control for indirect ELISA for detection of <i>Borrelia burgdorferi</i> specific antibodies	ml
C-88	BV2/R	Positive control for indirect ELISA for detection of <i>Borrelia burgdorferi</i> specific antibodies	ml
C-89	BV6/R	Positive control for indirect ELISA for detection of <i>Borrelia burgdorferi</i> specific antibodies	ml
C-123	BS6/R	Positive control for indirect ELISA for detection of <i>Borrelia burgdorferi</i> specific antibodies	ml

Brucella abortus

CAT. #	REAGENT	DESCRIPTION	UNITS
NP-01	<i>Brucella abortus</i> Ag	Partially purified somatic antigen of <i>Brucella abortus</i>	mg
MAb-78	BA9	Murine monoclonal antibodies specific to <i>Brucella abortus</i> polysaccharide antigen	mg
MAb-79	BA5	Murine monoclonal antibodies specific to <i>Brucella abortus</i> polysaccharide antigen	mg

Chlamydia trachomatis

CAT. #	REAGENT	DESCRIPTION	UNITS
RP-03	MOMP <i>Chlamydia trachomatis</i>	The recombinant protein is an analogue of Major Outer Membrane protein (MOMP) of <i>Chlamydia trachomatis</i> , expressed and derived from <i>E.coli</i> , affinity purified	mg
MAb-53	C2	Murine monoclonal antibodies specific to MOMP of <i>Chlamydia trachomatis</i>	mg
MAb-54	HS11	Murine monoclonal antibodies specific to <i>Chlamydia trachomatis</i> HSP60 recombinant antigen	mg
MAb-55	HS8	Murine monoclonal antibodies specific to <i>Chlamydia trachomatis</i> HSP60 recombinant antigen	mg
C-53	C2/R C2/IgG C2/IgA	Positive control for indirect ELISA for detection of <i>Chlamydia trachomatis</i> specific antibodies	ml
C-54	HS11/R	Positive control for indirect ELISA for detection of <i>Chlamydia trachomatis</i> specific antibodies	ml
C-55	HS8/R	Positive control for indirect ELISA for detection of <i>Chlamydia trachomatis</i> specific antibodies	ml
HRP-03	MOMP-HRP	The protein is an analogue of MOMP of <i>Chlamydia trachomatis</i> , conjugated to horseradish peroxidase	mg

Cytomegalovirus (CMV)

CAT. #	REAGENT	DESCRIPTION	UNITS
RP-05	p150 CMV	The recombinant protein contains CMV p150 (UL32) immunodominant regions, expressed and derived from <i>E.coli</i> , affinity purified	mg
RP-09	p28 CMV	The recombinant protein contains CMV p28 (UL99) immunodominant regions, expressed and derived from <i>E.coli</i> , affinity purified	mg
RP-10	p52 CMV	The recombinant protein contains CMV p52 (UL44) immunodominant regions, expressed and derived from <i>E.coli</i>	mg
RP-11	p65 CMV	The recombinant protein contains CMV p65 immunodominant regions, expressed and derived from <i>E.coli</i>	mg
MAb-60	CM4	Murine high-avidity monoclonal antibodies specific to recombinant antigen CMV p150	mg
MAb-61	CM1	Murine monoclonal antibodies specific to CMV recombinant antigen p150	mg
MAb-62	CM10	Murine low-avidity monoclonal antibodies specific to recombinant antigen CMV p52	mg

MAB-63	CM2	Murine low-avidity monoclonal antibodies specific to recombinant antigen CMV p52	mg
MAB-118	CM3	Murine high-avidity monoclonal antibodies specific to recombinant antigen CMV p150	mg
MAB-119	CM5	Murine low-avidity monoclonal antibodies specific to recombinant antigen CMV p150	mg
MAB-120	CM6	Murine low-avidity monoclonal antibodies specific to recombinant antigen CMV p150	mg
MAB-121	CM7	Murine low-avidity monoclonal antibodies specific to recombinant antigen CMV p150	mg
MAB-122	CM12	Murine low-avidity monoclonal antibodies specific to recombinant antigen CMV p150	mg
C-60	CM4/R	Positive high-avidity control for indirect ELISA for detection of CMV specific antibodies	ml
C-61	CM1/R	Positive control for indirect ELISA for detection of CMV specific antibodies	ml
C-62	CM10/R	Positive low-avidity control for indirect ELISA for detection of CMV specific antibodies	ml
C-63	CM2/R	Positive low-avidity control for indirect ELISA for detection of CMV specific antibodies	ml
C-118	CM3/R	Positive high-avidity control for indirect ELISA for detection of CMV specific antibodies	ml
C-119	CM5/R	Positive low-avidity control for indirect ELISA for detection of CMV specific antibodies	ml
C-120	CM6/R	Positive low-avidity control for indirect ELISA for detection of CMV specific antibodies	ml
C-121	CM7/R	Positive low-avidity control for indirect ELISA for detection of CMV specific antibodies	ml
C-122	CM12/R	Positive low-avidity control for indirect ELISA for detection of CMV specific antibodies	ml

Epstein–Barr Virus (EBV)

CAT. #	REAGENT	DESCRIPTION	UNITS
RP-23	EBV VCA p18	The recombinant protein is an analogue of EBV p18 capsid antigen, expressed and derived from <i>E.coli</i> , affinity purified	mg
RP-24	EBV EBNA1	The recombinant protein contains the EBV nuclear antigen immunodominant regions, expressed and derived from <i>E.coli</i> , affinity purified	mg
HRP-23	p18 VCA-HRP	The recombinant protein is an analogue of EBV p18 capsid antigen, conjugated to horseradish peroxidase	mg
MAB-106	EB1	Murine monoclonal antibodies specific to EBV recombinant nuclear antigen	mg
MAB-107	EB2	Murine monoclonal antibodies specific to EBV recombinant nuclear antigen	mg
MAB-108	EB3	Murine monoclonal antibodies specific to EBV recombinant nuclear antigen	mg
MAB-109	EB4	Murine monoclonal antibodies specific to EBV recombinant nuclear antigen	mg
MAB-110	EB5	Murine monoclonal antibodies specific to EBV recombinant nuclear antigen	mg
MAB-111	EB6	Murine monoclonal antibodies specific to EBV recombinant p18 capsid antigen	mg
MAB-112	EB7	Murine monoclonal antibodies specific to EBV recombinant p18 capsid antigen	mg
MAB-113	EB8	Murine monoclonal antibodies specific to EBV recombinant p18 capsid antigen	mg
MAB-114	EB9	Murine monoclonal antibodies specific to EBV recombinant p18 capsid antigen	mg
MAB-115	EB10	Murine monoclonal antibodies specific to EBV recombinant p18 capsid antigen	mg
MAB-116	EB11	Murine monoclonal antibodies specific to EBV recombinant p18 capsid antigen	mg
MAB-117	EB12	Murine monoclonal antibodies specific to EBV recombinant p18 capsid antigen	mg
C-106	EB1/R	Positive control for indirect ELISA for detection of EBV specific antibodies	ml
C-108	EB3/R	Positive control for indirect ELISA for detection of EBV specific antibodies	ml
C-109	EB4/R	Positive control for indirect ELISA for detection of EBV specific antibodies	ml
C-110	EB5/R	Positive control for indirect ELISA for detection of EBV specific antibodies	ml
C-112	EB7/R	Positive control for indirect ELISA for detection of EBV specific antibodies	ml
C-115	EB10/R	Positive control for indirect ELISA for detection of EBV specific antibodies	ml
C-116	EB11/R	Positive control for indirect ELISA for detection of EBV specific antibodies	ml
C-117	EB12/R	Positive control for indirect ELISA for detection of EBV specific antibodies	ml

Helicobacter pylori

CAT. #	REAGENT	DESCRIPTION	UNITS
RP-25	<i>Helicobacter pylori</i> CagA	The recombinant protein contains CagA <i>Helicobacter pylori</i> immunodominant regions, expressed and derived from <i>E.coli</i> , affinity purified	mg
MAB-58	HP2	Murine monoclonal antibodies specific to recombinant antigen <i>Helicobacter pylori</i> CagA	mg
MAB-59	HP3	Murine monoclonal antibodies specific to recombinant antigen <i>Helicobacter pylori</i> CagA	mg
MAB-100	HP1	Murine monoclonal antibodies specific to recombinant antigen <i>Helicobacter pylori</i> CagA	mg

MAB-101	HP4	Murine monoclonal antibodies specific to recombinant antigen <i>Helicobacter pylori</i> CagA	mg
MAB-102	HP5	Murine monoclonal antibodies specific to recombinant antigen <i>Helicobacter pylori</i> CagA	mg
MAB-103	HP6	Murine monoclonal antibodies specific to recombinant antigen <i>Helicobacter pylori</i> CagA	mg
MAB-104	HP8	Murine monoclonal antibodies specific to recombinant antigen <i>Helicobacter pylori</i> CagA	mg
MAB-105	HP9	Murine monoclonal antibodies specific to recombinant antigen <i>Helicobacter pylori</i> CagA	mg
C-58	HP2/R	Positive control for indirect ELISA for detection of <i>Helicobacter pylori</i> specific antibodies	ml
C-59	HP3/R	Positive control for indirect ELISA for detection of <i>Helicobacter pylori</i> specific antibodies	ml
C-100	HP1/R	Positive control for indirect ELISA for detection of <i>Helicobacter pylori</i> specific antibodies	ml
C-101	HP4/R	Positive control for indirect ELISA for detection of <i>Helicobacter pylori</i> specific antibodies	ml
C-102	HP5/R	Positive control for indirect ELISA for detection of <i>Helicobacter pylori</i> specific antibodies	ml
C-103	HP6/R	Positive control for indirect ELISA for detection of <i>Helicobacter pylori</i> specific antibodies	ml
C-104	HP8/R	Positive control for indirect ELISA for detection of <i>Helicobacter pylori</i> specific antibodies	ml
C-105	HP9/R	Positive control for indirect ELISA for detection of <i>Helicobacter pylori</i> specific antibodies	ml

Hepatitis B virus (HBV)

CAT. #	REAGENT	DESCRIPTION	UNITS
RP-18	HBcore HBV	The recombinant protein is an analogue of HBV core protein without C-end, expressed and derived from <i>E.coli</i> , affinity purified	mg
MAB-01	B1	Murine monoclonal antibodies specific to HBsAg (for coating)	mg
MAB-02	B5	Murine monoclonal antibodies specific to HBsAg (for detection)	mg
MAB-28	BC6	Murine monoclonal antibodies specific to recombinant HBcore	mg
MAB-94	B4	Murine monoclonal antibodies specific to HBsAg (for HBsAg immunoaffinity purification)	mg
MAB-124	BC2	Murine monoclonal antibodies specific to recombinant HBcore	mg
MAB-125	BC3	Murine monoclonal antibodies specific to recombinant HBcore	mg
HRP-18	HBcore-HRP	The recombinant HBcore conjugated to horseradish peroxidase	mg
HMAb-02	B5-HRP	Murine monoclonal antibodies specific to HBsAg conjugated to horseradish peroxidase	mg
C-28	BC6/R	Positive control for indirect ELISA for detection of HBcore specific antibodies	ml
C-124	BC2/R	Positive control for indirect ELISA for detection of HBcore specific antibodies	ml
C-125	BC3/R	Positive control for indirect ELISA for detection of HBcore specific antibodies	ml

Hepatitis C virus (HCV)

CAT. #	REAGENT	DESCRIPTION	UNITS
RP-12	CNgst HCV	The mosaic recombinant protein contains immunodominant regions of core, NS3, NS4 antigens of Hepatitis C virus	mg
RP-13	NS3 13 HCV	The recombinant protein contains HCV NS3 immunodominant regions, expressed and derived from <i>E. coli</i> , affinity purified	mg
RP-14	NS3 11 HCV	The recombinant protein contains HCV NS3 immunodominant regions, expressed and derived from <i>E. coli</i> , affinity purified	mg
RP-15	NS4 HCV	The recombinant protein contains HCV NS4 immunodominant regions, expressed and derived from <i>E. coli</i> , affinity purified	mg
RP-16	NS5 HCV	The recombinant protein contains HCV NS5 immunodominant regions, expressed and derived from <i>E. coli</i> , affinity purified	mg
RP-17	HCcore HCV	The recombinant protein contains HCV core immunodominant regions, expressed and derived from <i>E. coli</i> , affinity purified	mg
RP-29	NS3 1a HCV	The recombinant protein contains HCV genotype-1a NS3 immunodominant regions, expressed and derived from <i>E. coli</i> , affinity purified	mg
RP-30	NS3 1b HCV	The recombinant protein contains HCV genotype-1b NS3 immunodominant regions, expressed and derived from <i>E. coli</i> , affinity purified	mg
RP-31	NS3 2b HCV	The recombinant protein contains HCV genotype-2b NS3 immunodominant regions, expressed and derived from <i>E. coli</i> , affinity purified	mg
RP-32	NS3 3a HCV	The recombinant protein contains HCV genotype-3a NS3 immunodominant regions, expressed and derived from <i>E. coli</i> , affinity purified	mg
RP-33	NS3 6a HCV	The recombinant protein contains HCV genotype-6a NS3 immunodominant regions, expressed and derived from <i>E. coli</i> , affinity purified	mg
MAB-90	HC6	Murine monoclonal antibodies specific to HCV recombinant antigen CNgst (the mosaic recombinant protein contains immunodominant regions of core, NS3, NS4 antigens)	mg

MAB-91	HC7	Murine monoclonal antibodies specific to HCV recombinant antigen CNgst (the mosaic recombinant protein contains immunodominant regions of core, NS3, NS4 antigens)	mg
MAB-92	HC9	Murine monoclonal antibodies specific to HCV recombinant antigen CNgst (the mosaic recombinant protein contains immunodominant regions of core, NS3, NS4 antigens)	mg
MAB-93	HC10	Murine monoclonal antibodies specific to HCV recombinant antigen CNgst (the mosaic recombinant protein contains immunodominant regions of core, NS3, NS4 antigens)	mg
MAB-134	HC2	Murine monoclonal antibodies specific to HCV NS4 immunodominant regions	mg
MAB-135	HC5	Murine monoclonal antibodies specific to HCV NS4 immunodominant regions	mg
MAB-136	HC3	Murine monoclonal antibodies specific to HCV core immunodominant regions	mg
MAB-137	HC4	Murine monoclonal antibodies specific to HCV core immunodominant regions	mg
MAB-138	HC8	Murine monoclonal antibodies specific to HCV core immunodominant regions	mg
MAB-139	HC11	Murine monoclonal antibodies specific to HCV core immunodominant regions	mg
MAB-140	HC1	Murine monoclonal antibodies specific to HCV NS3,4,5 immunodominant regions	mg
MAB-141	HC12	Murine monoclonal antibodies specific to HCV NS5 immunodominant regions	mg
MAB-142	HC13	Murine monoclonal antibodies specific to HCV NS5 immunodominant regions	mg
MAB-143	HC14	Murine monoclonal antibodies specific to HCV NS5 immunodominant regions	mg
MAB-144	HC15	Murine monoclonal antibodies specific to HCV NS5 immunodominant regions	mg
MAB-145	HC16	Murine monoclonal antibodies specific to HCV NS5 immunodominant regions	mg
MAB-146	HC17	Murine monoclonal antibodies specific to HCV NS5 immunodominant regions	mg
C-90	HC6/R	Positive control for indirect ELISA for detection of HCV specific antibodies	ml
C-91	HC7/R	Positive control for indirect ELISA for detection of HCV specific antibodies	ml
C-92	HC9/R	Positive control for indirect ELISA for detection of HCV specific antibodies	ml
C-93	HC10/R	Positive control for indirect ELISA for detection of HCV specific antibodies	ml
C-134	HC2/R	Positive control for indirect ELISA for detection of HCV NS4 specific antibodies	ml
C-135	HC5/R	Positive control for indirect ELISA for detection of HCV NS4 specific antibodies	ml
C-136	HC3/R	Positive control for indirect ELISA for detection of HCV core specific antibodies	ml
C-137	HC4/R	Positive control for indirect ELISA for detection of HCV core specific antibodies	ml
C-138	HC8/R	Positive control for indirect ELISA for detection of HCV core specific antibodies	ml
C-139	HC11/R	Positive control for indirect ELISA for detection of HCV core specific antibodies	ml
C-140	HC1/R	Positive control for indirect ELISA for detection of HCV NS3,4,5 specific antibodies	ml
C-141	HC12/R	Positive control for indirect ELISA for detection of HCV NS5 specific antibodies	ml
C-142	HC13/R	Positive control for indirect ELISA for detection of HCV NS5 specific antibodies	ml
C-143	HC14/R	Positive control for indirect ELISA for detection of HCV NS5 specific antibodies	ml
C-144	HC15/R	Positive control for indirect ELISA for detection of HCV NS5 specific antibodies	ml
C-145	HC16/R	Positive control for indirect ELISA for detection of HCV NS5 specific antibodies	ml
C-146	HC17/R	Positive control for indirect ELISA for detection of HCV NS5 specific antibodies	ml

Herpes Simplex Virus 2 (HSV2)

CAT. #	REAGENT	DESCRIPTION	UNITS
MAB-67	HV2	Murine monoclonal antibodies specific to HSV2 antigen	mg
C-67	HV2/R	Positive control for indirect ELISA for detection of HSV2 specific antibodies	ml

Human Herpesvirus 6 (HHV-6)

CAT. #	REAGENT	DESCRIPTION	UNITS
RP-28	U90 HHV6	The recombinant protein is an analogue of U90 antigen HHV6, expressed and derived from <i>E.coli</i> , affinity purified	mg
MAB-129	HH5	Murine monoclonal antibodies specific to recombinant antigen HHV6 U90	mg
MAB-130	HH6	Murine monoclonal antibodies specific to recombinant antigen HHV6 U90	mg
MAB-131	HH8	Murine monoclonal antibodies specific to recombinant antigen HHV6 U90	mg
C-129	HH5/R	Positive control for indirect ELISA for detection of HHV6 specific antibodies	ml
C-130	HH6/R	Positive control for indirect ELISA for detection of HHV6 specific antibodies	ml
C-131	HH8/R	Positive control for indirect ELISA for detection of HHV6 specific antibodies	ml

Human Herpesvirus 8 (HHV8)

CAT. #	REAGENT	DESCRIPTION	UNITS
MAb-68	HV81	Murine monoclonal antibodies specific to HHV8 antigen	mg
MAb-69	HV83	Murine monoclonal antibodies specific to HHV8 antigen	mg
MAb-70	HV86	Murine monoclonal antibodies specific to HHV8 antigen	mg
C-68	HV81/R	Positive control for indirect ELISA for detection of HHV8 specific antibodies	ml
C-69	HV83/R	Positive control for indirect ELISA for detection of HHV8 specific antibodies	ml
C-70	HV86/R	Positive control for indirect ELISA for detection of HHV8 specific antibodies	ml

Human immunodeficiency virus (HIV)

CAT. #	REAGENT	DESCRIPTION	UNITS
MAb-76	P2	Murine monoclonal antibodies specific to HIV p24 antigen (for coating)	mg
MAb-77	P4	Murine monoclonal antibodies specific to HIV p24 antigen (for coating)	mg

Measles virus

CAT. #	REAGENT	DESCRIPTION	UNITS
MAb-72	MS1	Murine high-avidity monoclonal antibodies specific to Measles virus	mg
MAb-73	MS2	Murine high-avidity monoclonal antibodies specific to Measles virus	mg
MAb-74	MS13	Murine low-avidity monoclonal antibodies specific to Measles virus	mg
MAb-75	MS18	Murine low-avidity monoclonal antibodies specific to Measles virus	mg
MAb-85	MS3	Murine high-avidity monoclonal antibodies specific to Measles virus	mg
MAb-86	MS4	Murine high-avidity monoclonal antibodies specific to Measles virus	mg
MAb-98	MS5	Murine high-avidity monoclonal antibodies specific to Measles virus	mg
C-72	MS1/R	Positive high-avidity control for indirect ELISA for detection of Measles virus specific antibodies	ml
C-73	MS2/R	Positive high-avidity control for indirect ELISA for detection of Measles virus specific antibodies	ml
C-74	MS13/R	Positive low-avidity control for indirect ELISA for detection of Measles virus specific antibodies	ml
C-75	MS18/R	Positive low-avidity control for indirect ELISA for detection of Measles virus specific antibodies	ml
C-85	MS3/R	Positive high-avidity control for indirect ELISA for detection of Measles virus specific antibodies	ml
C-86	MS4/R	Positive high-avidity control for indirect ELISA for detection of Measles virus specific antibodies	ml
C-98	MS5/R	Positive high-avidity control for indirect ELISA for detection of Measles virus specific antibodies	ml

Mycoplasma hominis

CAT. #	REAGENT	DESCRIPTION	UNITS
NP-11	<i>Mycoplasma hominis</i> Ag	Partially purified somatic antigen of <i>Mycoplasma hominis</i>	mg

Rubella virus

CAT. #	REAGENT	DESCRIPTION	UNITS
MAb-64	RV2	Murine monoclonal antibodies specific to Rubella virus antigen	mg
MAb-65	RV4	Murine monoclonal antibodies specific to Rubella virus antigen	mg
MAb-66	RV6	Murine low-avidity monoclonal antibodies specific to Rubella virus antigen	mg
MAb-132	RV10	Murine high-avidity monoclonal antibodies specific to Rubella virus antigen	mg
C-64	RV2/R	Positive control for indirect ELISA for detection of Rubella virus specific antibodies	ml
C-65	RV4/R	Positive control for indirect ELISA for detection of Rubella virus specific antibodies	ml
C-66	RV6/R	Positive low-avidity control for indirect ELISA for detection of Rubella virus specific antibodies	ml
C-132	RV10/R	Positive high-avidity control for indirect ELISA for detection of Rubella virus specific antibodies	ml

SARS-CoV-2

CAT. #	REAGENT	DESCRIPTION	UNITS
RP-01	NC SARS CoV2	The recombinant protein is an analogue of N-capsid protein SARS-CoV-2, expressed and derived from <i>E.coli</i> , affinity purified (His-tagged protein)	mg
RP-02	NC SARS CoV2	The recombinant protein is an analogue of N-capsid protein SARS-CoV-2, expressed and derived from <i>E.coli</i> , affinity purified (His and GST-tagged protein)	mg
MAb-19	SN3	Murine monoclonal antibodies specific to N-capsid protein SARS-CoV-2	mg
MAb-20	SN4	Murine monoclonal antibodies specific to N-capsid protein SARS-CoV-2	mg
MAb-21	SN5	Murine monoclonal antibodies specific to N-capsid protein SARS-CoV-2	mg
MAb-22	SN7	Murine monoclonal antibodies specific to N-capsid protein SARS-CoV-2	mg
MAb-23	SN9	Murine monoclonal antibodies specific to N-capsid protein SARS-CoV-2	mg
MAb-24	SN11	Murine monoclonal antibodies specific to N-capsid protein SARS-CoV-2	mg
MAb-25	SS9	Murine monoclonal antibodies specific to Spike protein SARS-CoV-2	mg
C-19	SN3/R	Positive control for indirect ELISA for detection of SARS-CoV-2 specific antibodies	mg
C-20	SN4/R	Positive control for indirect ELISA for detection of SARS-CoV-2 specific antibodies	mg
C-21	SN5/R	Positive control for indirect ELISA for detection of SARS-CoV-2 specific antibodies	ml
C-22	SN7/R	Positive control for indirect ELISA for detection of SARS-CoV-2 specific antibodies	ml
C-23	SN9/R	Positive control for indirect ELISA for detection of SARS-CoV-2 specific antibodies	ml
C-24	SN11/R	Positive control for indirect ELISA for detection of SARS-CoV-2 specific antibodies	ml
C-25	SS9/R	Positive control for indirect ELISA for detection of SARS-CoV-2 specific antibodies	ml
HRP-1	NC-HRP	The protein is an analogue of N-capsid protein SARS-CoV-2 (His-tagged protein), conjugated to horseradish peroxidase	mg
HRP-2	NC-HRP	The protein is an analogue of N-capsid protein SARS-CoV-2 (His and GST-tagged protein), conjugated to horseradish peroxidase	mg

Toxoplasma gondii

CAT. #	REAGENT	DESCRIPTION	UNITS
MAb-46	T7	Murine low-avidity monoclonal antibodies specific to <i>Toxoplasma gondii</i> antigen	mg
MAb-47	T6	Murine monoclonal antibodies specific to <i>Toxoplasma gondii</i> antigen	mg
MAb-48	T4	Murine monoclonal antibodies specific to <i>Toxoplasma gondii</i> antigen	mg
C-46	T7/R	Positive low-avidity control for indirect ELISA for detection of <i>Toxoplasma gondii</i> specific antibodies	ml
C-47	T6/R	Positive control for indirect ELISA for detection of <i>Toxoplasma gondii</i> specific antibodies	ml
C-48	T4/R	Positive control for indirect ELISA for detection of <i>Toxoplasma gondii</i> specific antibodies	ml

Treponema pallidum

CAT. #	REAGENT	DESCRIPTION	UNITS
RP-06	<i>Treponema pallidum</i> p17	The recombinant protein is an analogue of <i>Treponema pallidum</i> p17 antigen, expressed and derived from <i>E.coli</i>	mg
RP-07	<i>Treponema pallidum</i> p47	The recombinant protein is an analogue of <i>Treponema pallidum</i> p47 antigen, expressed and derived from <i>E.coli</i>	mg
RP-08	<i>Treponema pallidum</i> p41	The recombinant protein is an analogue of <i>Treponema pallidum</i> p41 (TnpA) antigen, expressed and derived from <i>E.coli</i>	mg
MAb-56	TP4	Murine monoclonal antibodies specific to recombinant antigen <i>Treponema pallidum</i> p17	mg
MAb-57	TP5	Murine monoclonal antibodies specific to recombinant antigen <i>Treponema pallidum</i> p17	mg
C-56	TP4/R	Positive control for indirect ELISA for detection of <i>Treponema pallidum</i> specific antibodies	ml
C-57	TP5/R	Positive control for indirect ELISA for detection of <i>Treponema pallidum</i> specific antibodies	ml

Ureaplasma spp.

CAT. #	REAGENT	DESCRIPTION	UNITS
RP-34	MBA <i>Ureaplasma</i>	The recombinant protein is an analogue of Multiple Banded Antigen (MBA) <i>Ureaplasma</i> spp., expressed and derived from <i>E.coli</i> , affinity purified	mg
MAb-51	U10	Murine monoclonal antibodies specific to <i>Ureaplasma</i> spp. MBA	mg
C-51	U10/R	Positive control for indirect ELISA for detection of <i>Ureaplasma</i> spp. specific antibodies	ml

ANTI-SPECIES

Anti-bovine

CAT. #	REAGENT	DESCRIPTION	UNITS
MAb-17	K3	Murine monoclonal antibodies specific to bovine IgG (for detection)	mg
MAb-18	K7	Murine monoclonal antibodies specific to bovine IgG (for detection)	mg
HMAb-17	K3-HRP	Murine monoclonal antibodies specific to bovine IgG conjugated to horseradish peroxidase	mg
HMAb-18	K7-HRP	Murine monoclonal antibodies specific to bovine IgG conjugated to horseradish peroxidase	mg

Anti-cat

CAT. #	REAGENT	DESCRIPTION	UNITS
MAb-162	FG1	Murine monoclonal antibodies specific to cat IgG	mg
MAb-163	FG2	Murine monoclonal antibodies specific to cat IgG	mg
MAb-164	FG3	Murine monoclonal antibodies specific to cat IgG	mg
MAb-165	FG4	Murine monoclonal antibodies specific to cat IgG	mg
MAb-166	FG5	Murine monoclonal antibodies specific to cat IgG	mg
MAb-167	FG6	Murine monoclonal antibodies specific to cat IgG	mg
MAb-168	FG7	Murine monoclonal antibodies specific to cat IgG	mg
MAb-169	FG8	Murine monoclonal antibodies specific to cat IgG	mg
MAb-170	FG9	Murine monoclonal antibodies specific to cat IgG	mg
MAb-171	FG10	Murine monoclonal antibodies specific to cat IgG	mg
MAb-172	FG11	Murine monoclonal antibodies specific to cat IgG	mg
MAb-173	FG12	Murine monoclonal antibodies specific to cat IgG	mg
MAb-174	FG13	Murine monoclonal antibodies specific to cat IgG	mg
MAb-175	FG14	Murine monoclonal antibodies specific to cat IgG	mg
MAb-176	FM1	Murine monoclonal antibodies specific to cat IgM	mg
MAb-177	FM2	Murine monoclonal antibodies specific to cat IgM	mg
MAb-178	FM3	Murine monoclonal antibodies specific to cat IgM	mg
MAb-179	FM4	Murine monoclonal antibodies specific to cat IgM	mg
MAb-180	FM5	Murine monoclonal antibodies specific to cat IgM	mg
MAb-181	FM6	Murine monoclonal antibodies specific to cat IgM	mg
MAb-182	FM7	Murine monoclonal antibodies specific to cat IgM	mg
MAb-183	FM8	Murine monoclonal antibodies specific to cat IgM	mg
MAb-184	FM9	Murine monoclonal antibodies specific to cat IgM	mg
MAb-185	FM10	Murine monoclonal antibodies specific to cat IgM	mg
MAb-186	FM11	Murine monoclonal antibodies specific to cat IgM	mg
MAb-187	FM12	Murine monoclonal antibodies specific to cat IgM	mg
MAb-188	FM13	Murine monoclonal antibodies specific to cat IgM	mg

Anti-dog

CAT. #	REAGENT	DESCRIPTION	UNITS
MAb-126	DG1	Murine monoclonal antibodies specific to dog IgG (for detection)	mg
MAb-127	DG5	Murine monoclonal antibodies specific to dog IgG (for detection)	mg
MAb-128	DG7	Murine monoclonal antibodies specific to dog IgG (for detection)	mg
MAb-147	DG2	Murine monoclonal antibodies specific to dog IgG	mg
MAb-148	DM1	Murine monoclonal antibodies specific to dog IgM	mg
MAb-149	DM2	Murine monoclonal antibodies specific to dog IgM	mg
MAb-150	DM3	Murine monoclonal antibodies specific to dog IgM	mg
MAb-151	DM4	Murine monoclonal antibodies specific to dog IgM	mg

MAB-152	DM5	Murine monoclonal antibodies specific to dog IgM	mg
MAB-153	DM6	Murine monoclonal antibodies specific to dog IgM	mg
MAB-154	DM7	Murine monoclonal antibodies specific to dog IgM	mg
MAB-155	DM8	Murine monoclonal antibodies specific to dog IgM	mg
MAB-156	DM9	Murine monoclonal antibodies specific to dog IgM	mg
MAB-157	DM10	Murine monoclonal antibodies specific to dog IgM	mg
MAB-158	DM11	Murine monoclonal antibodies specific to dog IgM	mg
MAB-159	DM12	Murine monoclonal antibodies specific to dog IgM	mg
MAB-160	DM13	Murine monoclonal antibodies specific to dog IgM	mg
MAB-161	DM14	Murine monoclonal antibodies specific to dog IgM	mg
HMAb-126	DG1-HRP	Murine monoclonal antibodies specific to dog IgG conjugated to horseradish peroxidase	mg
HMAb-127	DG5-HRP	Murine monoclonal antibodies specific to dog IgG conjugated to horseradish peroxidase	mg
HMAb-128	DG7-HRP	Murine monoclonal antibodies specific to dog IgG conjugated to horseradish peroxidase	mg

Anti-human

CAT. #	REAGENT	DESCRIPTION	UNITS
MAB-03	M5	Murine monoclonal antibodies specific to human IgM (for coating)	mg
MAB-04	M6	Murine monoclonal antibodies specific to human IgM (for coating and detection)	mg
MAB-05	M8	Murine monoclonal antibodies specific to human IgM (for coating)	mg
MAB-06	G1	Murine monoclonal antibodies specific to human IgG (for detection)	mg
MAB-07	G3	Murine monoclonal antibodies specific to human IgG (for detection)	mg
MAB-08	G6	Murine monoclonal antibodies specific to human IgG (for detection)	mg
MAB-09	G7	Murine monoclonal antibodies specific to human IgG (for detection)	mg
MAB-10	G11	Murine monoclonal antibodies for blocking HAMA	mg
MAB-11	A6	Murine monoclonal antibodies specific to human IgA (for detection)	mg
MAB-12	A7	Murine monoclonal antibodies specific to human IgA (for detection)	mg
MAB-13	E1	Murine monoclonal antibodies specific to human IgE (for coating)	mg
MAB-14	E3	Murine monoclonal antibodies specific to human IgE (for coating)	mg
MAB-15	E4	Murine monoclonal antibodies specific to human IgE (for coating)	mg
MAB-16	E5	Murine monoclonal antibodies specific to human IgE	mg
MAB-26	M1	Murine monoclonal antibodies for blocking HAMA	mg
MAB-27	M3	Murine monoclonal antibodies specific to human IgM (for detection)	mg
HMAb-04	M6-HRP	Murine monoclonal antibodies specific to human IgM conjugated to horseradish peroxidase	mg
HMAb-06	G1-HRP	Murine monoclonal antibodies specific to human IgG conjugated to horseradish peroxidase	mg
HMAb-07	G3-HRP	Murine monoclonal antibodies specific to human IgG conjugated to horseradish peroxidase	mg
HMAb-08	G6-HRP	Murine monoclonal antibodies specific to human IgG conjugated to horseradish peroxidase	mg
HMAb-09	G7-HRP	Murine monoclonal antibodies specific to human IgG conjugated to horseradish peroxidase	mg
HMAb-11	A6-HRP	Murine monoclonal antibodies specific to human IgA conjugated to horseradish peroxidase	mg
HMAb-12	A7-HRP	Murine monoclonal antibodies specific to human IgA conjugated to horseradish peroxidase	mg
HMAb-13	E1-HRP	Murine monoclonal antibodies specific to human IgE conjugated to horseradish peroxidase	mg
HMAb-27	M3-HRP	Murine monoclonal antibodies specific to human IgM conjugated to horseradish peroxidase	mg
HPAb-01	GR-HRP	Rabbit cross-adsorbed polyclonal antibodies specific to human IgG conjugated to horseradish peroxidase	mg
HPAb-02	MR-HRP	Rabbit cross-adsorbed polyclonal antibodies specific to human IgM conjugated to horseradish peroxidase	mg
HPAb-03	AR-HRP	Rabbit cross-adsorbed polyclonal antibodies specific to human IgA conjugated to horseradish peroxidase	mg
C-01	IgM/R	Positive control for IgM-capture ELISA of different specificity	ml

Anti-enzymes

CAT. #	REAGENT	DESCRIPTION	UNITS
MAB-80	R1	Murine monoclonal antibodies specific to horseradish peroxidase	mg
MAB-81	R4	Murine monoclonal antibodies specific to horseradish peroxidase	mg
MAB-82	R5	Murine monoclonal antibodies specific to horseradish peroxidase	mg
MAB-95	R9	Murine monoclonal antibodies specific to horseradish peroxidase	mg
MAB-96	R6	Murine monoclonal antibodies specific to horseradish peroxidase	mg
MAB-97	R11	Murine monoclonal antibodies specific to horseradish peroxidase	mg
MAB-83	GT7	Murine monoclonal antibodies specific to glutathione S-transferase	mg
MAB-84	GT8	Murine monoclonal antibodies specific to glutathione S-transferase	mg
C-83	GT7/R	Positive control for indirect ELISA specific to recombinant protein tagged glutathione S-transferase	ml
C-84	GT8/R	Positive control for indirect ELISA specific to recombinant protein tagged glutathione S-transferase	ml

REAGENTS

Diluents/Stabilizers

CAT. #	REAGENT	DESCRIPTION	UNITS
ST-01	STB	Stabilizer/Diluent for antibodies conjugated to horseradish peroxidase	ml
ST-02	STB-40	Stabilizer/Diluent for antigens conjugated to horseradish peroxidase	ml
ST-03	SPB	Stabilizer/Diluent for antigens and antibodies conjugated to horseradish peroxidase	ml
ST-04	SPB-20	Stabilizer/Diluent for positive controls	ml
ST-05	SPB-40	Stabilizer/Diluent for positive controls	ml
ST-06	SPB-40S	Stabilizer/Diluent for antigens and antibodies conjugated to horseradish peroxidase	ml

TMB substrate

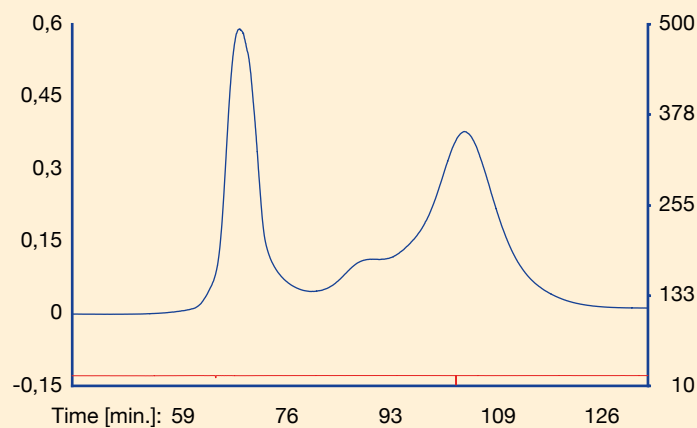
CAT. #	REAGENT	DESCRIPTION	UNITS
TMB-01	TMB solution	TMB (3,3',5,5'-Tetramethylbenzidine) is a ready-to-use substrate solution for ELISA detection step	ml

Serological tests are widely used for the detection of certain markers for diagnostic purposes and biomedical research. An integral part of such tests are internal controls: positive and cut-off calibrators, which allow validating the results of the analysis.

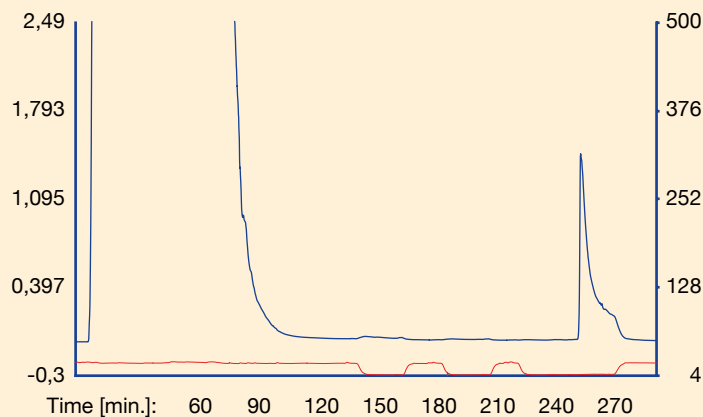
The innovative methods of obtaining controls developed by Vitrotest allow to replace of potentially dangerous and scarce human material with available artificial analogues. Such controls could be produced for desired kits in the required quantity, that eliminates the problem with high scale manufacturing of rare markers tests.



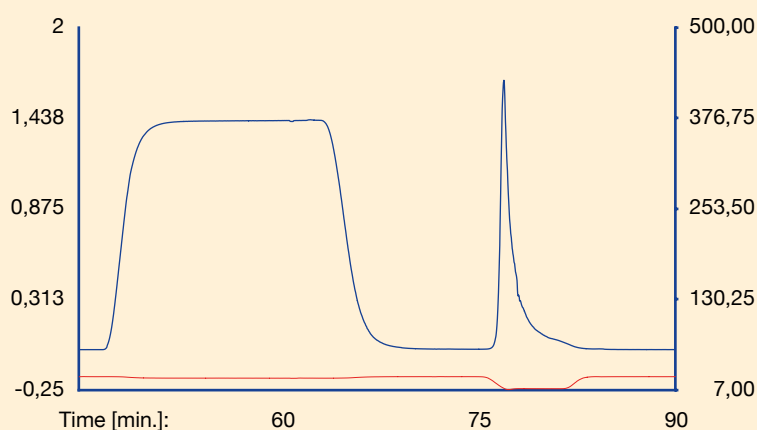
Sephacryl S-300 B5 - HRP



NS4 HCV recombinant protein affinity chromatography



K3 monoclonal antibodies affinity chromatography





Vitrotest Europe Sp. z o.o.
Krakowska street 139-155,
50-428 Wrocław Poland

 +48 882 950 379
 www.vitrotest.pl
 info@vitrotest.pl